




Customer Web Access

Aim, taking your business where it needs to go with full transparency





offering full _____

Transparency

_____ at your fingertips

Agenda

- Seeing What We See (Customer Web Access Overview) 3
- My Assets 4
- Invoicing 5
- Maintenance 6
- Fuel Spend 7
- Rental Spend 7
- Dashboard Reports 8 - 10
- Aim Company Overview 11



Seeing What We See

Aim Transportation Solutions aims where you want your business to go, which is why we do more than just provide our valued partners with trucks and drivers. When we partner with you, we become fully invested in your business, because as you grow, we grow with you. Part of our commitment to you is providing technology that can be applied to your operation to increase efficiency and enhance decision making.

One of Aim's most valuable tools in this regard is our Customer Web Access (CWA), available to every Aim customer. CWA is a reporting tool that allows you to utilize the very data Aim uses to continue its more than 50 years of industry success. You will have unrestricted access to:

- Current Fleet Operational Status
- Invoicing
- Maintenance and repair history
- Repair status
- Repair costs
- Total spent on parts
- Total spent per vehicle
- And much more!

This level of transparency puts you in the driver's seat of your fleet. You will have the peace of mind knowing that every decision you make is backed by accurate and relevant data.

Aim customers have quick and easy access to CWA right from Aim's homepage, www.aimntls.com.



The screenshot shows the CWA home screen with the following elements:
- Top navigation: My Account, My Assets, Maintenance, Rental, Fuel, External Links, Dashboard Reports.
- Search Criteria: Cost Center, Invoice Date, Task, Component, Reasons, Open Date, Close Date, Contract, Billable, Assignments, Unit, Make/Model, Year, Work Order, Invoice.
- Table headers: Cost Center, Open Date, Close Date, Invoice Date, Unit, Cust. Unit, Year, Make, Model, Equip. Type, VMRS, Task, Reason, Billable, Work Order.
- Summary: Distinct Units, Distinct WOs, Distinct Invoices.

Here, at the CWA home screen, all Aim customers have at their fingertips a wealth of data.



My Assets

With My Assets, you get a complete look at your fleet. You can see the operational status of each piece of equipment in your fleet. Plus, with Meter Management, you have a handy, easy-to-use way of entering and keeping track of all your equipment's mileage and refrigerated hours.

Vehicle Status

Unit	Cust. Unit	Serial No.	Year	Make	Model	Equip. Type	Status	Work Order	Est. Availability
404203	401339	JALC4W164E7003522	2014	AMERICAN ISUZU MOTORS	VARIOUS MODEL ISUZUS	CUBE DRY VAN	Operational		
404928		JALC4W169E7003371	2014	AMERICAN ISUZU MOTORS	CABOVER CUBE VAN	CUBE DRY VAN	Operational		
522287	502033	1HTMMML7FH746...	2015	NAVISTAR INTERNATIONAL	4300	NONCDL DRY VAN	Operational		
604099	704099	JALB4W176G7F00968	2016	AMERICAN ISUZU MOTORS	CABOVER CUBE VAN	CUBE DRY VAN	Operational		
604100	704100	JALB4W179G7F00950	2016	AMERICAN ISUZU MOTORS	CABOVER CUBE VAN	CAB & CHASSIS ONLY	Operational		
604101	704101	JALB4W178G7F00972	2016	AMERICAN ISUZU MOTORS	CABOVER CUBE VAN	CUBE DRY VAN	Operational		
604456	601361	JALC4W160G7001575	2016	AMERICAN ISUZU MOTORS	CABOVER CUBE VAN	CUBE DRY VAN	Operational		
604472		JALB4W176G7F01117	2016	AMERICAN ISUZU MOTORS	CABOVER CUBE VAN	CUBE DRY VAN	Operational		
604473		JALB4W178G7F01118	2016	AMERICAN ISUZU MOTORS	CABOVER CUBE VAN	CUBE DRY VAN	Out of Service	9417031	
604474		JALB4W177G7F01160	2016	AMERICAN ISUZU MOTORS	CABOVER CUBE VAN	CUBE DRY VAN	Operational		

Get the status of your vehicles—things like whether not a unit is operational or undergoing maintenance.

Meter Management

Date	Unit	Cust. Unit	Equip. Type	Reading Value	Meter Type	UOM
05/18/2019	ML9031			1,401	MILEAGE READING	Miles
05/16/2019	ML9031			1,263	MILEAGE READING	Miles
05/04/2019	ML9031			44,762	PROTECTED/ON PO...	Hours
05/04/2019	MP0567			17,196	ENGINE REEFER RU...	Hours
05/14/2019	MP0567			17,285	ENGINE REEFER RU...	Hours
05/11/2019	MP0567			17,271	ENGINE REEFER RU...	Hours

Record and keep track of various readings for each piece of equipment in your fleet.

Mileage

Cost Center	Unit	Contract Type	Contract Start	Term (m)	Contract End	Equip. Type	Actual mi.	Contracted mi.	Variance
Customer Demo	604099	Lease Contract	11/03/2016	48		CUBE DRY VAN	3,032	2,356	129%
Customer Demo	604100	Lease Contract	10/18/2016	48		CAB & CHASSIS ONLY	549	2,356	23%
Customer Demo	604101	Lease Contract	10/19/2016	48		CUBE DRY VAN	2,581	2,356	110%
Customer Demo	604472	Lease Contract	08/15/2017	48		CUBE DRY VAN		2,356	
Customer Demo	604473	Lease Contract	07/21/2017	48		CUBE DRY VAN		2,356	
Customer Demo	604474	Lease Contract	06/29/2017	48		CUBE DRY VAN	2,246	2,356	95%
Customer Demo	604475	Lease Contract	07/21/2017	48		CUBE DRY VAN		2,356	
Customer Demo	604476	Lease Contract	06/13/2017	48		CUBE DRY VAN	1,241	2,356	53%
Customer Demo	804151	Lease Contract	08/02/2018	48		CUBE DRY VAN	767	2,356	33%
Customer Demo	804747	Rental Contract	10/27/2019	28		CUBE DRY VAN	1,507		

Record and keep track of mileage for all of your assets—particularly useful for watching those allowable miles for your lease vehicles!



Invoicing

With CWA, keeping track of your invoices has never been easier. Forget the headaches of filing or sifting through old emails. Our system compiles your Aim invoices into one convenient location. This includes invoices of most types, such as those for your lease, fuel, rentals, or maintenance and repair services. And with our easy-to-use search functionality and convenient sorting ability, finding what you're looking for is quick and effortless.

The screenshot shows the 'Invoices' section of the software. At the top, there are navigation tabs for 'My Account', 'My Assets', 'Maintenance', 'Rental', 'Fuel', 'External Links', and 'Dashboard Reports'. Below these are search criteria fields for 'Cost Center', 'Unit', 'Status' (set to 'Open'), 'Check Number', 'Invoice Date' (05/01/2019 -- 07/15/2019), 'Due Date', 'Contract', and 'Invoice Type'. The main area displays a table of invoices with the following columns: Invoice, Invoice Date, Due Date, Invoice Type, Invoice Amount, Open Amount, Status, Payment, Check Number, Adjustment, and Purchase Orders.

Invoice	Invoice Date	Due Date	Invoice Type	Invoice Amount	Open Amount	Status	Payment	Check Number	Adjustment	Purchase Orders
06957004	05/04/2019	06/03/2019	Rental	\$ 0.18	\$ 0.18	Open	\$ 0.00		\$ 0.00	
06957039	05/09/2019	06/08/2019	Manual / Miscellane...	\$ 150.00	\$ 150.00	Open	\$ 0.00		\$ 0.00	
06957050	05/09/2019	06/08/2019	Manual / Miscellane...	\$ 87.44	\$ 87.44	Open	\$ 0.00		\$ 0.00	
06957076	05/09/2019	06/08/2019	Manual / Miscellane...	\$ 127.75	\$ 127.75	Open	\$ 0.00		\$ 0.00	
06957079	05/08/2019	06/07/2019	Manual / Miscellane...	\$ 234.50	\$ 234.50	Open	\$ 0.00		\$ 0.00	
06957085	05/08/2019	06/07/2019	Manual / Miscellane...	\$ 18.81	\$ 18.81	Open	\$ 0.00		\$ 0.00	
06957117	05/09/2019	06/08/2019	Manual / Miscellane...	\$ 38.50	\$ 38.50	Open	\$ 0.00		\$ 0.00	
06957171	05/04/2019	06/03/2019	Rental	\$ 825.81	\$ 825.81	Open	\$ 0.00		\$ 0.00	sub, m, extra, SU

Look up invoices based on a series of search parameters, such as: date range, unit number, due date, type, and more!

Invoice Rollup

In this neat and tidy view, you can see the summation of all the invoices in the system. And, if you have multiple sites utilizing Aim's services, we'll even break it down by location!


The screenshot shows the 'Invoice Rollup' section of the software. It features a summary table with columns for Customer Name, Customer Number, Total Outstanding Invoices, Unapplied Payments, Total Receivable Balance, Total Overdue, Current, and a breakdown of days overdue (1-29, 30-59, 60-89, 90-119, 120+). The bottom of the table provides a grand total for all categories.

Customer Name	Customer Number	Total Outstanding Invoices	Unapplied Payments	Total Receivable Balance	Total Overdue	Current	1-29 Days	30-59 Days	60-89 Days	90-119 Days
Demo Location 2	001-00025167-000	\$ 75,356.00	(\$ 32.98)	\$ 75,388.98	\$ 75,356.00	\$ 0.00	\$ 0.00	\$ 3,530.78	\$ 72,130.20	\$ 57.12
Demo Location 2.1	001-00025167-001	\$ 1,649.84	\$ 0.00	\$ 1,649.84	\$ 1,649.84	\$ 0.00	\$ 0.00	\$ 135.00	\$ 1,514.84	\$ 0.00
Demo Location 2.2	001-00025167-002	\$ 167,736.85	\$ 0.00	\$ 167,736.85	\$ 167,736.85	\$ 0.00	\$ 0.00	\$ 14,609.45	\$ 153,888.20	\$ 286.10
Demo Location 1	001-00027735-000	\$ 13,712.06	\$ 8,747.29	\$ 4,964.77	\$ 13,712.06	\$ 0.00	\$ 0.00	\$ 3,204.03	\$ 26,483.94	\$ 1,116.99
Demo Location 1.1	001-00027735-001	\$ 54,318.82	\$ 0.00	\$ 54,318.82	\$ 54,318.82	\$ 0.00	\$ 0.00	\$ 1,816.94	\$ 61,531.06	\$ 572.04
Demo Location 3	001-00029435-000	\$ 190,755.54	\$ 90.93	\$ 190,664.61	\$ 190,755.54	\$ 0.00	\$ 0.00	\$ 52,102.19	\$ 127,321.33	\$ 18,121.02
Total Outstanding Invoices		\$ 8,805.24		\$ 494,723.87	\$ 503,529.11	\$ 0.00	\$ 0.00	\$ 75,398.39	\$ 442,869.57	\$ 20,453.27
									(\$ 34,892.12)	

At a glance, get a cost overview on all of your invoices! You'll always know exactly how much you're spending!

Maintenance

Routine maintenance is necessary. Repairs are inevitable. Keeping track of it all shouldn't be just another inconvenience. CWA's maintenance section allows you to keep track of repair histories easily and efficiently for all of your assets. From one screen you can get the details you need at a glance, or dive deeper into more details, like viewing work orders and invoices.



Cost Center	Open Date	Close Date	Invoice Date	Unit	Cust. Unit	Year	Make	Model	VMRS	Task	Reason	Billable	Invoice Line Amt.	Work Order
Corporate Demo Acc...	05/22/2019	05/22/2019		MP3909		2013	GREAT DANE TRAILERS	REEFER VAN	LS-000-000	02 PERFORM LIFT GATE SERVICE	04 DRIVERS REPORT	Non-Bill...	\$ 0.00	9371843
00027735-000	05/22/2019	05/22/2019		MP3909		2013	GREAT DANE TRAILERS	REEFER VAN	LS-000-000	02 PERFORM LIFT GATE SERVICE	04 DRIVERS REPORT	Non-Bill...	\$ 0.00	9371843
Corporate Demo Acc...	05/22/2019	05/22/2019		MP3909		2013	GREAT DANE TRAILERS	REEFER VAN	OS-000-000	90 NATURE OUT OF SERVICE	04 DRIVERS REPORT	Non-Bill...	\$ 0.00	9371843
00027735-000	05/22/2019	05/22/2019		MP3909		2013	GREAT DANE TRAILERS	REEFER VAN	OS-000-000	90 NATURE OUT OF SERVICE	04 DRIVERS REPORT	Non-Bill...	\$ 0.00	9371843
Corporate Demo Acc...	05/22/2019	05/22/2019	05/22/2019	MP3909		2013	GREAT DANE TRAILERS	REEFER VAN	R-000-000	02 PERFORM REEFER SERVICE	04 DRIVERS REPORT	Billable	\$ 72.55	9371843
00027735-000	05/22/2019	05/22/2019	05/22/2019	MP3909		2013	GREAT DANE TRAILERS	REEFER VAN	R-000-000	02 PERFORM REEFER SERVICE	04 DRIVERS REPORT	Billable	\$ 72.55	9371843

Get a quick glimpse at the repairs and maintenance that have been performed on each one of your assets. Plus, see things like the cost, work orders, and invoices in one convenient spot.

Work Order

Unit Information

Unit #: 48' REEFER TRAILER
 Unit Description: GREAT DANE TRAILERS REEFER VAN
 Year: 2013
 Model: GREAT DANE TRAILERS REEFER VAN
 License: [blank]
 Serial #: [blank]
 WO Reading (ENOHRS): 25,225.00 HRS
 WO Reading (MLES): 21,523.00 MLS

Facility: [blank]
Shop: [blank]
Priority: [blank]
Created By: [blank]
Open Date: 05/22/2019
Close Date: 05/22/2019
Scheduled Start Date: 05/22/2019
Requested Completion Date: [blank]
Status: [blank]
Approval Date: 05/22/2019

Repair Shop SS
 MAINT TODAY'S SCHEDULED WORK SHOPS
 Approved: 05/22/2019

Work Order 9371843

Comments:
 FULL SERVICE/FEDERAL ANNU LIFT GATE - HD REEFER INSPECT ONLY

Line	Billable	Reason	Activity	Repair Description	Qty	Hours	Rate	UOM	Tax	Extended
1	B	(04) DRIVERS REPORT	Labor	(R-02) PERFORM REEFER SERVICE	1	1.30				67.60
2			Part	(P815W40) ENGINE OIL-15W40-CJ4	3	3.00	1.65	QRT		4.95
Subtotal 72.55										
4	B	(04) DRIVERS REPORT	Labor	(02 02903-04) REPAIR PANEL ASSEMBLY	1	1.25	52.00			65.00
Compliant: Air filter intake tube bracket fell off.										
Cause: Broken rivets.										
Correction: 6576 - Replaced bracket.										
Subtotal 65.00										
6	B	(04) DRIVERS REPORT	Labor	(05 005015-04) REPAIR STOP - CARGO	0	0.37	52.00			19.24
Compliant: cart stop chain missing heat shrink.										

Work Order Page: 9371843 1 of 3

Filtering

Search Criteria

Cost Center: [dropdown]
 Invoice Date: [calendar]
 Task: [dropdown]
 Component: A4 R/R TAG, C COMPLETE, IC INT. COMMENTS, LS LOAD SHIFT, R RETURN, RR ROAD RESCUE, R2 REPLACE 2, R3 REPLACE 3, R4 REPLACE 4, R5 REPLACE 5
 Reasons: [dropdown]

Filter to see units that received specific kinds of repairs with Task Filtering...

...or look at those that had specific components addressed, like heating/cooling systems, lighting, or brakes

Search Criteria (dropdown menu):
 Cost Center: [dropdown]
 Invoice Date: [calendar]
 Task: [dropdown]
 Component: [dropdown]
 Reasons: Y WINTERIZATION SERVICE, ZE ISUZU ENGINE/EMISSIONS, 01 AIR CONDITIONING, HEATING, 02 CAB & SHEET METAL, 03 INSTRUMENTS, GAUGES (ALL), 04 AERODYNAMIC DEVICES, 10 CHASSIS GROUP

With the click of a button, you can view the original work order issued for each repair or maintenance call.

No matter what, there's always a quick way to find exactly what you're looking for.




As you know, vehicle maintenance records (including repairs, inspections, maintenance performed) must be readily available during an audit. This means being organized and having quick access are vital to help you avoid costly fines (or worse). Countless Aim customers have praised CWA for its fast, easy, on-the-fly retrieval of these records during inspections.



Fuel Spend

Keeping track of what you're spending on fuel has never been easier. Aim's software breaks down every transaction, showing you exactly how much fuel was drawn, the cost per unit, and the total cost for every piece of equipment



Cost Center	Unit	Make	Equip. Type	Age	Fuel Type	Fuel Drawn (L)	Fuel Drawn (gal.)	Cost Per Litre	Cost Per Gallon	Total Cost
00025167-000	167664	UTILITY TRAILER MFG CO.		9	DIESEL FUEL (0069129)	218.2	48.0	\$ 0.60	\$ 2.75	\$ 131.81
00025167-000	167664	UTILITY TRAILER MFG CO.		9	DIESEL FUEL (0069129)	181.8	40.0	\$ 0.60	\$ 2.73	\$ 109.20
00025167-000	167664	UTILITY TRAILER MFG CO.		9	ENGINE OIL-15W40-CJ4 (0008860)					\$ 7.83
00025167-000	167665	UTILITY TRAILER MFG CO.		9	DIESEL FUEL (0069129)	218.2	48.0	\$ 0.67	\$ 3.04	\$ 145.87
00025167-000	167665	UTILITY TRAILER MFG CO.		9	DIESEL FUEL (0069129)	100.0	22.0	\$ 0.60	\$ 2.73	\$ 60.06
00025167-000	167666	UTILITY TRAILER MFG CO.		9	DIESEL FUEL (0069129)	45.5	10.0	\$ 0.60	\$ 2.75	\$ 27.46
00025167-000	167666	UTILITY TRAILER MFG CO.		9	ENGINE OIL-15W40-CJ4 (0008860)					\$ 7.83
00025167-000	167666	UTILITY TRAILER MFG CO.		9	DIESEL FUEL (0069129)	100.0	22.0	\$ 0.60	\$ 2.75	\$ 60.41
00025167-000	167669	UTILITY TRAILER MFG CO.		9	DIESEL FUEL (0069129)	154.6	34.0	\$ 0.60	\$ 2.73	\$ 92.82
00025167-000	167673	UTILITY TRAILER MFG CO.		9	ENGINE OIL-15W40-CJ4 (0008860)					\$ 7.83
00025167-000	167673	UTILITY TRAILER MFG CO.		9	DIESEL FUEL (0069129)	204.6	45.0	\$ 0.60	\$ 2.75	\$ 123.57
00025167-000	167673	UTILITY TRAILER MFG CO.		9	DIESEL FUEL (0069129)	200.0	44.0	\$ 0.60	\$ 2.73	\$ 120.12

Rental Spend

In order to give you the full scope of your transportation activity, CWA includes a rental section, which compiles that data displaying exactly how long you had a unit and what you were billed.

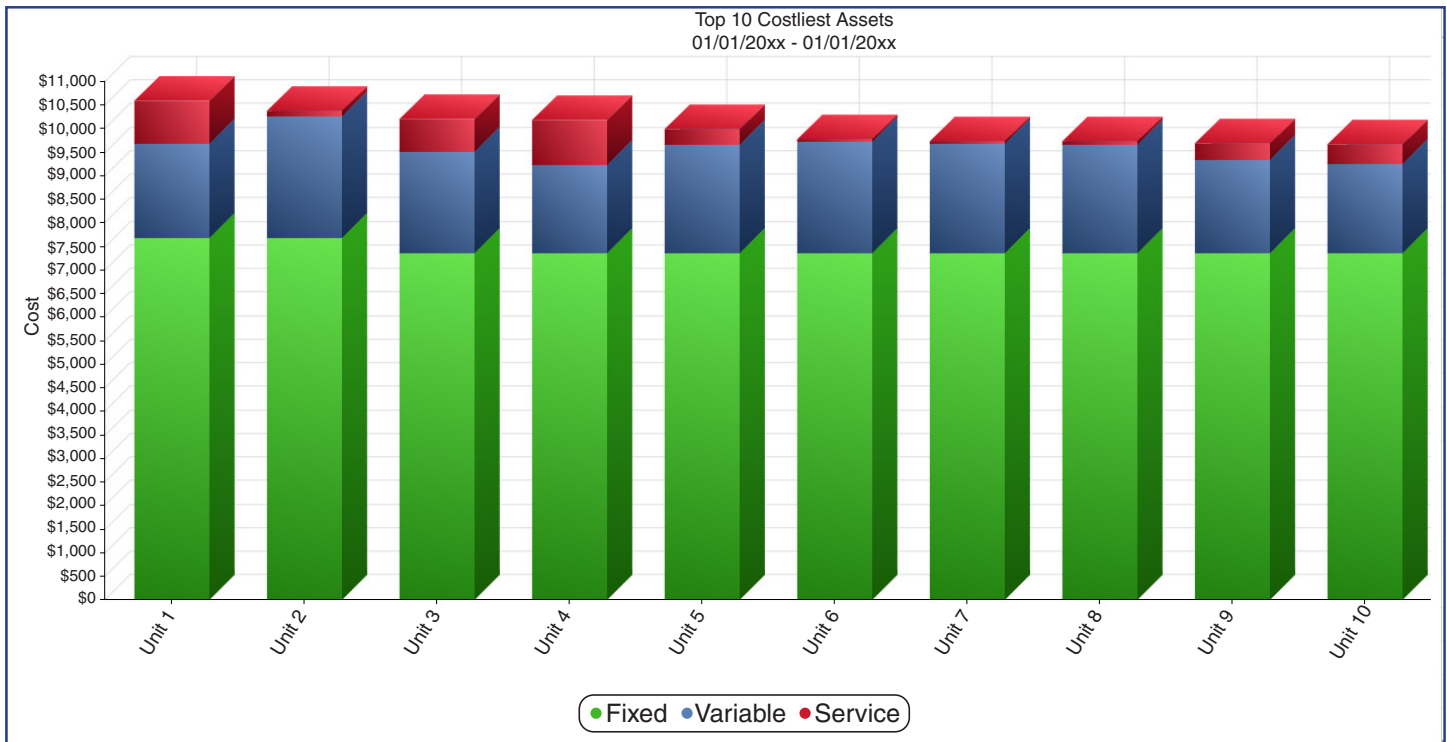
Cost Center	Unit	Agreement	Billing Date	Billed Amount	Duration
Corporate Demo Account	ML7111	RC-157809	05/11/2019	\$ 300.00	3d 17h 18m
Corporate Demo Account	ML7111	RC-157809	05/04/2019	\$ 300.00	3d 17h 18m
Corporate Demo Account	ML7111	RC-157809	05/18/2019	\$ 300.00	3d 17h 18m
Demo Location 3	ML9031	RC-190497	05/08/2019	\$ 426.52	5d 0h 0m
Demo Location 3	ML9031	RC-190971	05/15/2019	\$ 100.01	1d 0h 0m
Demo Location 3	ML9031	RC-190805	05/11/2019	\$ 98.58	1d 0h 0m

Dashboard Reports

Aim's mission is to provide more than just trucks and drivers to our valued customers. We aim to be a trusted consultant when it comes to helping you make the right transportation decisions for your business. Part of that effort is giving you the data—the same data Aim uses to drive its own growth—in an easily digestible format.

With Dashboard Reports, your transportation activities are broken down into informative graphs, allowing you to visualize the full scope of your fleet. This includes data on lease equipment or maintenance programs through Aim as well as assets you already own. There are four different views: **10 Costliest Assets, Vehicle Spend, Owned-Asset Repair Cost and Top 10 VMRS Operations.** All of these views (except Top 10 Costliest Assets) have the ability to drill down on the numbers, equipping you with the insight and details that are going to help you make the right decisions for your operation.

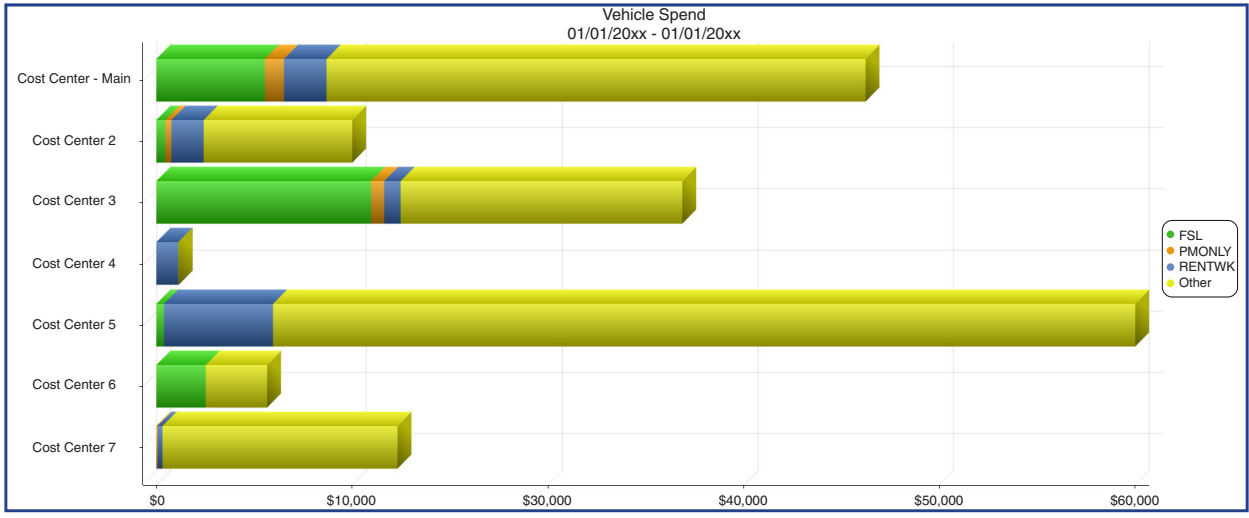
10 Costliest Assets



Your 10 costliest assets broken down into your fixed lease rate, service and repairs, and any additional expenditures.

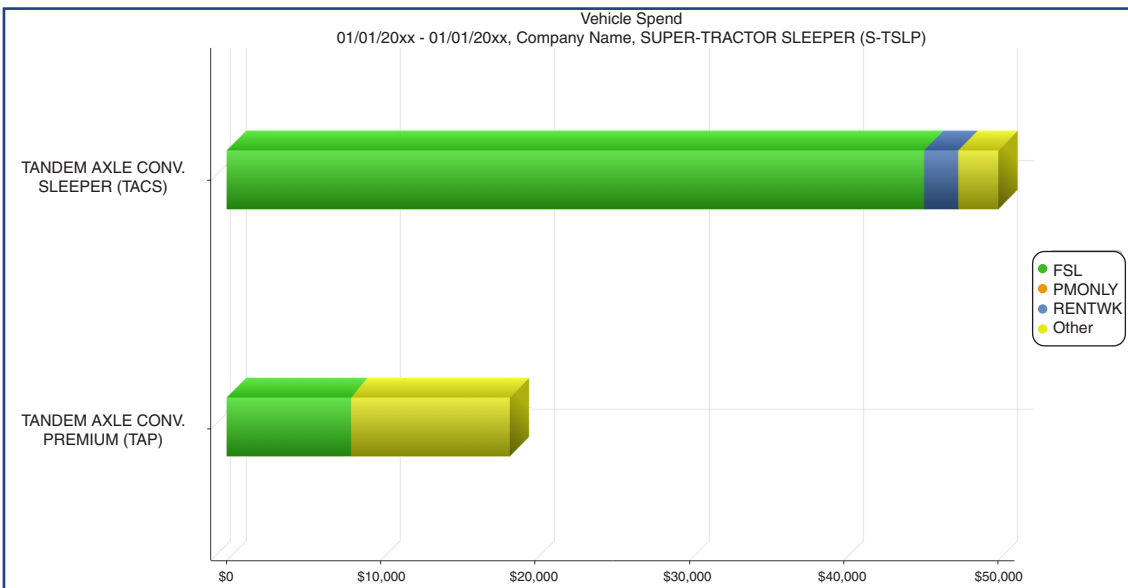
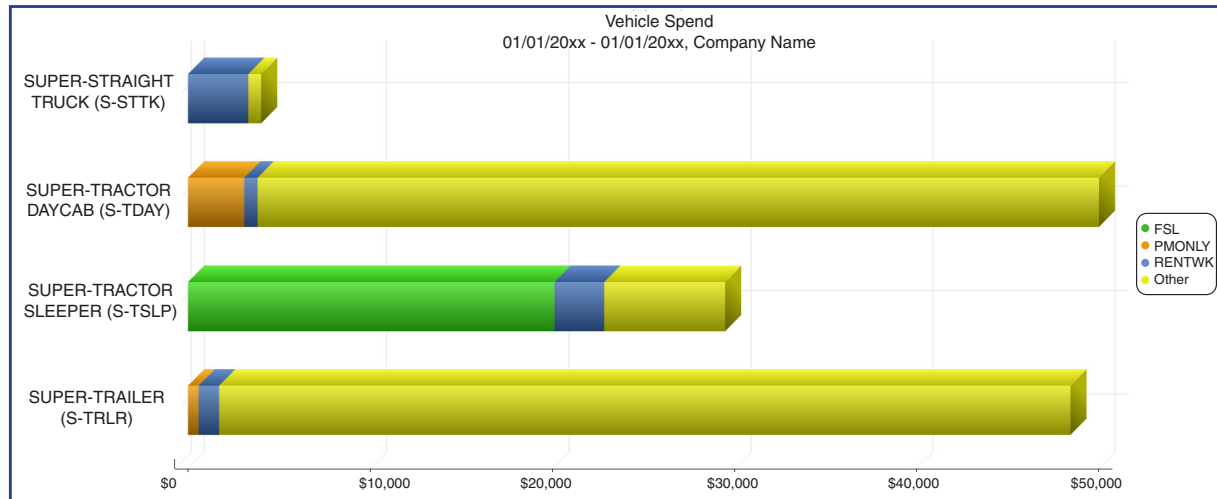


Vehicle Spend



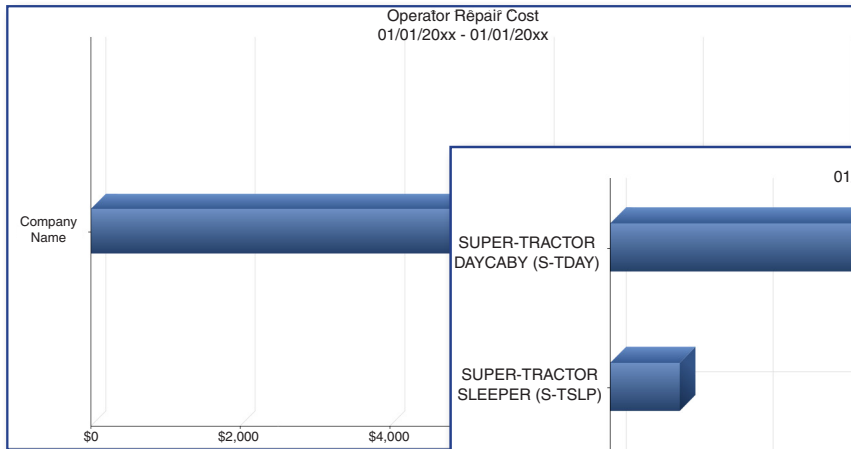
View #1: In this view, you can see the total spent, as a company, per cost center (think of cost centers as locations), on your vehicles, split into useful, color-coded information.

View #2: In the next level down, you can click on a cost center and its data is split by super equipment type.

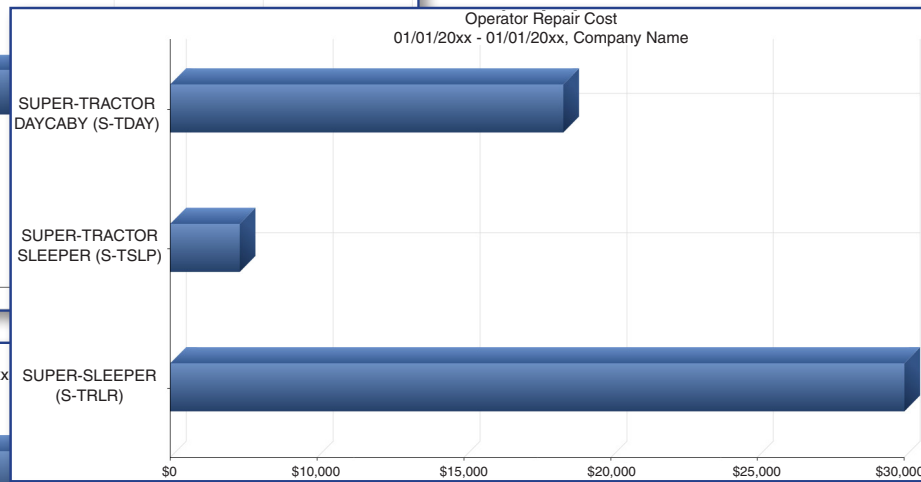


View #3: Here, you can narrow down your view to specific vehicle types.

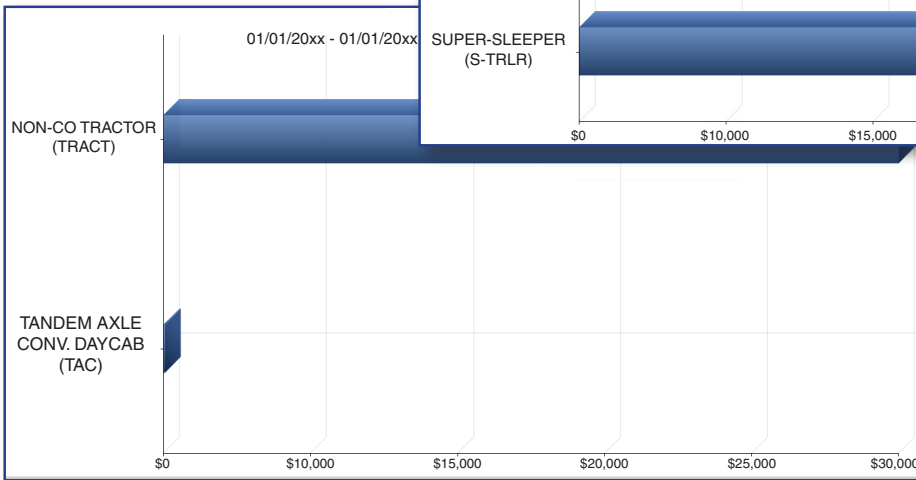
Owned-Asset Repair Cost



View #1: Cost Center – the total dollar amount spent repairing your fleet

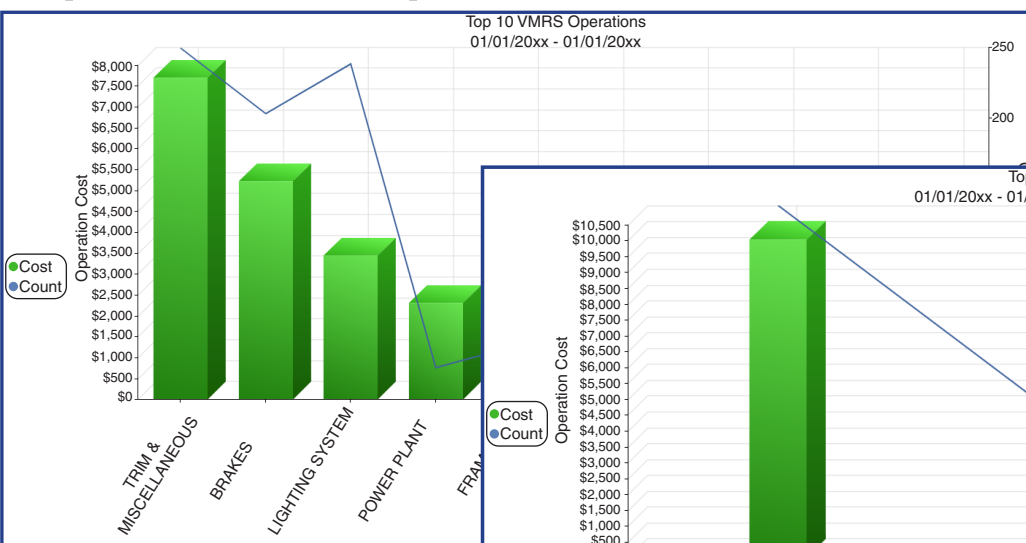


View #2: Cost Center – View repair cost by super equipment type

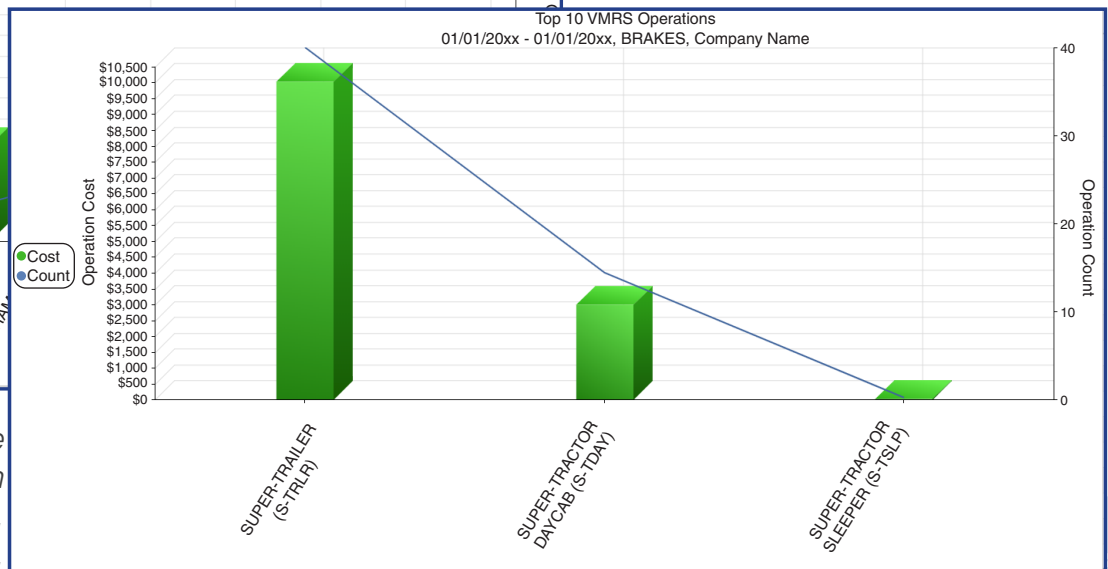


View #3: Cost Center – Repair cost by equipment type

Top 10 VMRS Operations



View #1: Look at what you're spending to operate your equipment, broken down into brakes, lighting, tires, suspension, and much more!



View #2: Drill down to see what you're spending on specific VMRS codes (brakes, for example, as shown here).



Aim is a *one-stop solution* for your fleet challenges



The transportation industry is evolving. You're evolving. And, luckily for you, so is Aim. In an ever-changing climate of specialized products, demands and services, Aim offers the innovation and flexibility to take your business where it needs to go.

While being one of the largest commercial vehicle leasing companies in the United States, Aim is small enough to offer the unique attention your business deserves.

So no matter what you do, what you're transporting or where you're taking it, we've been delivering reliable, cost-effective transportation solutions for over 50 years. That's why, from coast to coast, businesses transport with Aim.



Aim is a proud member of NationaLease, one of the largest full-service truck leasing organizations in North America. This means you get the combined strength and resources of more than 150 businesses acting as one to provide unparalleled services.

Follow us on social media!



@aimtransportationsolutions



/aimntls



@aimlease



@aimntls

